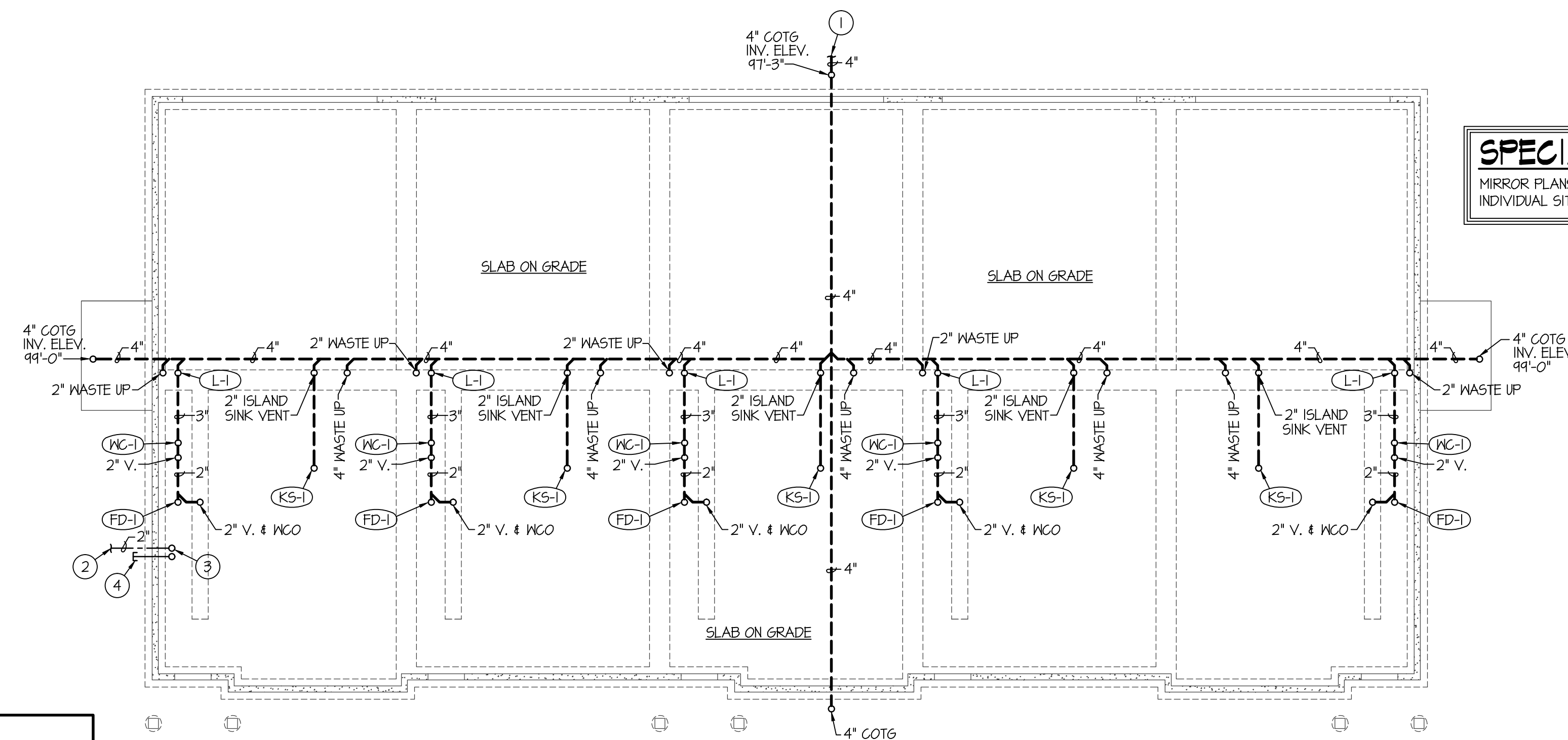
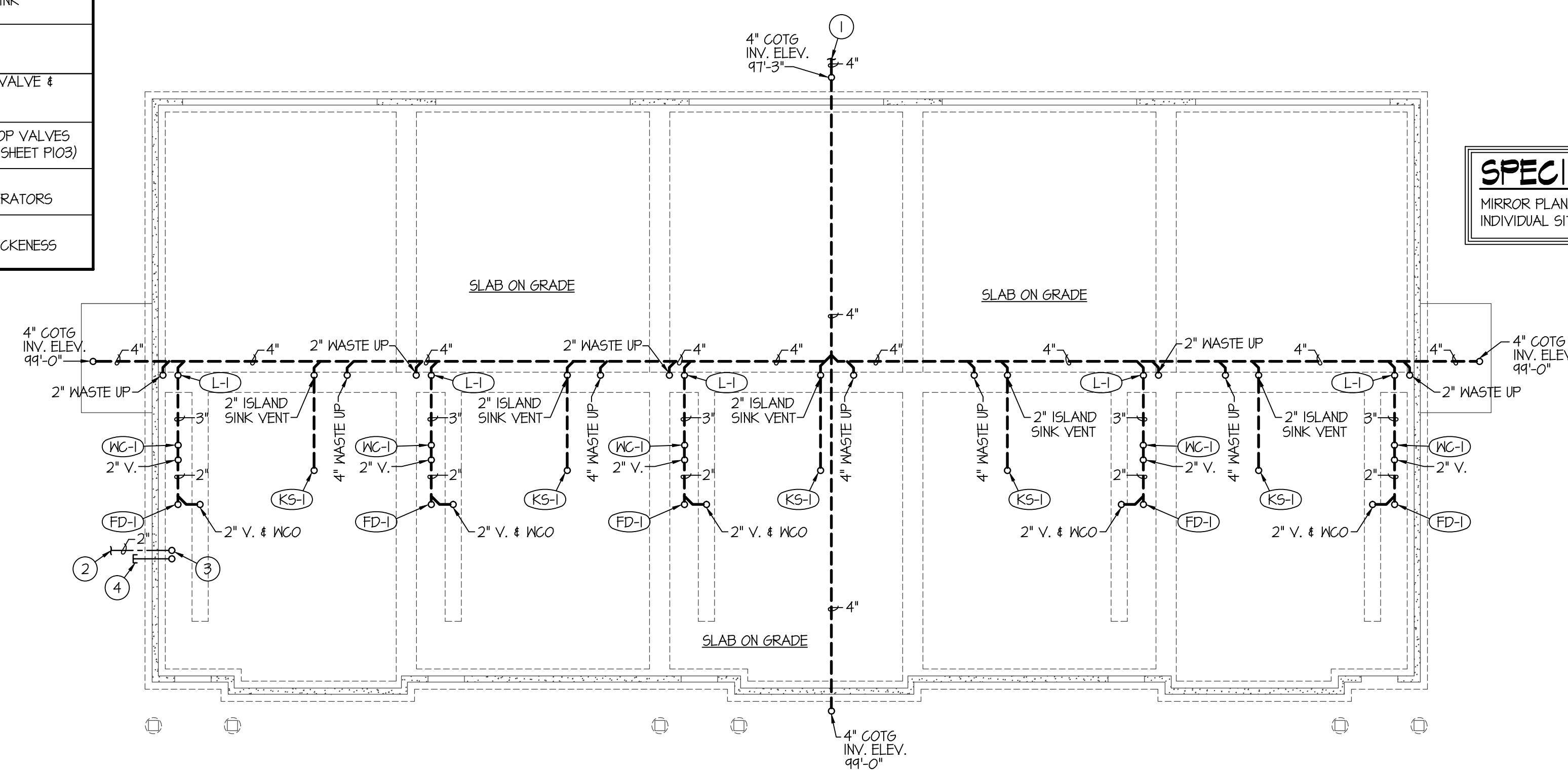


PLUMBING FIXTURE SCHEDULE							
SYM.	DESCRIPTION	PIPE SIZE			REMARKS		
		TRAP	WASTE	VENT			
(WC-1)	WATER CLOSET	INT.	3"	2"	1/2"	-	FLUSH TANK (RESIDENTIAL)
(L-1)	LAVATORY	1-1/2"	1-1/2"	1-1/2"	1/2"	1/2"	PEDESTAL MOUNTED LAVATORY
(L-2)	LAVATORY	1-1/2"	1-1/2"	1-1/2"	1/2"	1/2"	COUNTERTOP MOUNT
(T-1)	TUB / SHOWER	1-1/2"	1-1/2"	1-1/2"	1/2"	1/2"	RIGHT OR LEFT HAND AS PER FLOOR PLAN
(KS-1)	KITCHEN SINK	1-1/2"	1-1/2"	1-1/2"	1/2"	1/2"	S.S. COUNTERTOP DOUBLE COMPARTMENT WITH DISPOSER
(DW-1)	DISHWASHER	-	3/4"	-	-	1/2"	UNDER COUNTER - CONNECT TO ADJACENT SINK
(FD-1)	FLOOR DRAIN	2"	2"	2"	-	-	WITH DEEP SEAL P-TRAP
(WH-1)	WATER HEATER	-	-	-	3/4"	3/4"	50 GALLON ELEC. WATER HEATER WITH T&P VALVE & EXP. TANK. 4500 WATT ELEMENTS NON-SIMULTANEOUS AT 240/60/1 POWER
(WB-1)	WASHER BOX	2"	2"	2"	1/2"	1/2"	POLY WASHER BOX WITH 1/2" MN AND CM STOP VALVES 2" STANDPIPE WITH P-TRAP (SEE DETAIL ON SHEET P103)
(RB-1)	REFRIGERATOR BOX	-	-	-	1/2"	-	POLY BOX WITH 1/2"x1/4" CM STOP VALVE COORDINATE FINAL LOCATION WITH REFRIGERATORS
(HB-1)	EXTERIOR HOSE BIBB	-	-	-	3/4"	-	FREEZEPROOF EXTERIOR HOSE BIBB WITH REMOVABLE KEY. LENGTH TO SUIT WALL THICKNESS



**BUILDING "A" FOUNDATION PLUMBING PLAN**  
SCALE: 1/8" = 1'-0"



**BUILDING "B" FOUNDATION PLUMBING PLAN**  
SCALE: 1/8" = 1'-0"

- PLAN NOTES:**
- SEE CIVIL SITE PLAN FOR CONTINUATION OF 4" SEWER MAIN.
  - SEE CIVIL SITE PLAN FOR CONTINUATION OF 2" DOMESTIC CM MAIN.
  - 2" CM MAIN UP THRU SLAB TO WATER PRESSURE REDUCING VALVE ASSEMBLY. SEE P101 FOR CONT. OF PIPING.
  - 1-1/4" GAPPED LAINN SPRINKLER LINE. SEE PRV DETAIL ON SHEET P103.

**SPECIAL NOTE:**  
MIRROR PLANS AS REQUIRED FOR INDIVIDUAL SITE LAY-OUT

**SPECIAL NOTE:**  
MIRROR PLANS AS REQUIRED FOR INDIVIDUAL SITE LAY-OUT


**PLUMBING LEGEND**

SYMBOL	DESCRIPTION
V	VENT
VTR	VENT THRU ROOF
CO	CLEANOUT
MCO	WALL CLEANOUT
COTG	CLEANOUT TO GRADE
—	PIPE DROP
—	PIPE RISE
—	BALL TYPE ISOLATION VALVE
—	VENT LINE PIPING
—	DOMESTIC COLD WATER PIPING
—	DOMESTIC HOT WATER PIPING
—	GAS PIPING
—	CONDENSATE DRAIN PIPING



**Engineered Systems Associates**  
**Mechanical Engineers**  
Dwayne Sudweeks  
1355 East Center - Pocatello, Idaho 83201  
Phone: (208) 233-0501 Fax: (208) 233-0529 email: esa@engsystems.com

**STRATA TOWNHOMES**  
LOGAN, UTAH  
FOUNDATION PLUMBING PLANS



DRWN. BY: SR  
CHK. BY: DCS  
JOB NO: 18043  
DATE: DEC. 2018

SHEET: P100  
OF: FOUR